



Brickell Place

1865 BRICKELL AVE
Miami, FL 33129

Every month we compile this comprehensive market report focus on Brickell Place in this convenient and easy to read format. Our datas comes from more than six different sources including MLS Associations, County Offices and Financial Institutions. Get this report for free every month on our website brickellplace33129.com.

Property Stats

POSTAL CODE 33129

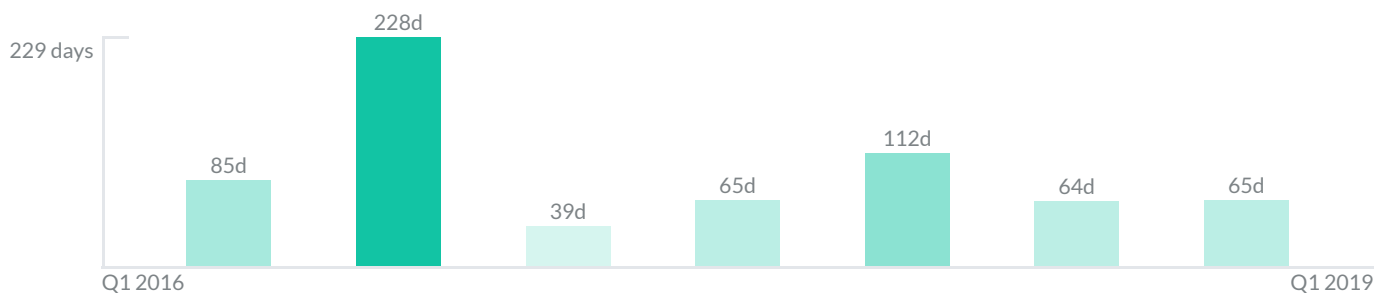
The property stats graph represents the median price evolution since ten years in your postal code area.



Similar Properties

DAYS ON THE MARKET

Everyday 3 months we monitor how many days it takes for similar properties to be sold. This is also a good indicator to know when to buy or sale!

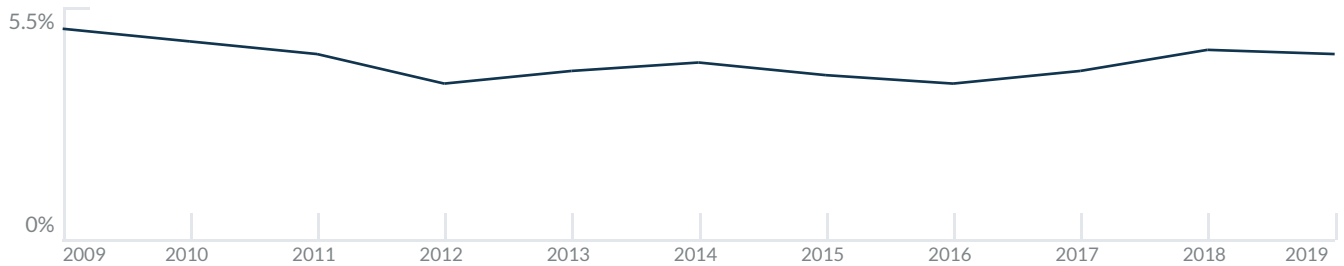


Mortgage Rates

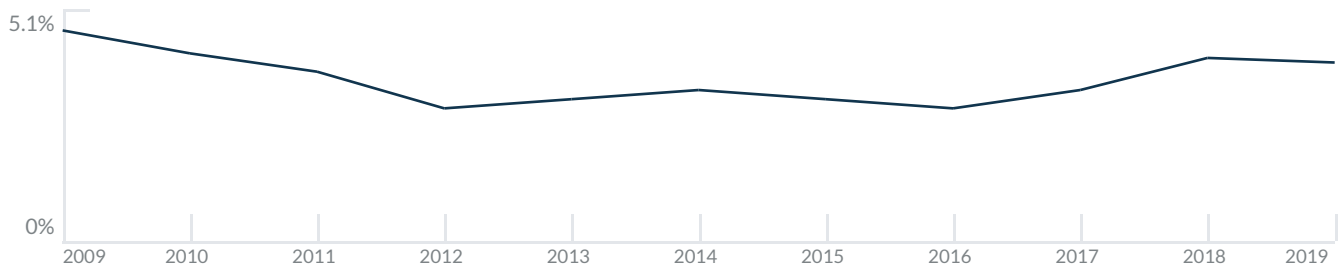
PER YEAR

Understanding mortgage economics is important when you want to buy with a loan. Below is the historical yearly average mortgage rates in the Unites States retrieved from Freddie Mac©

30 YEARS FIXED 4.4%



15 YEARS FIXED 3.9%



5/1-YEAR ADJUSTABLE 3.9%



Schools

CLOSEST

Having good schools nearby is important if you have kids or plan to rent or sell your home. Ratings are retrieved from the leading independent and nonprofit GreatSchools©

ELEMENTARY SCHOOL
Alpha Charter Of Excellence
1/10

MIDDLE SCHOOL
Young Womens Preparatory Academy
10/10

HIGH SCHOOL
New World School Of The Arts
10/10

Insights

IN BRICKELL PLACE

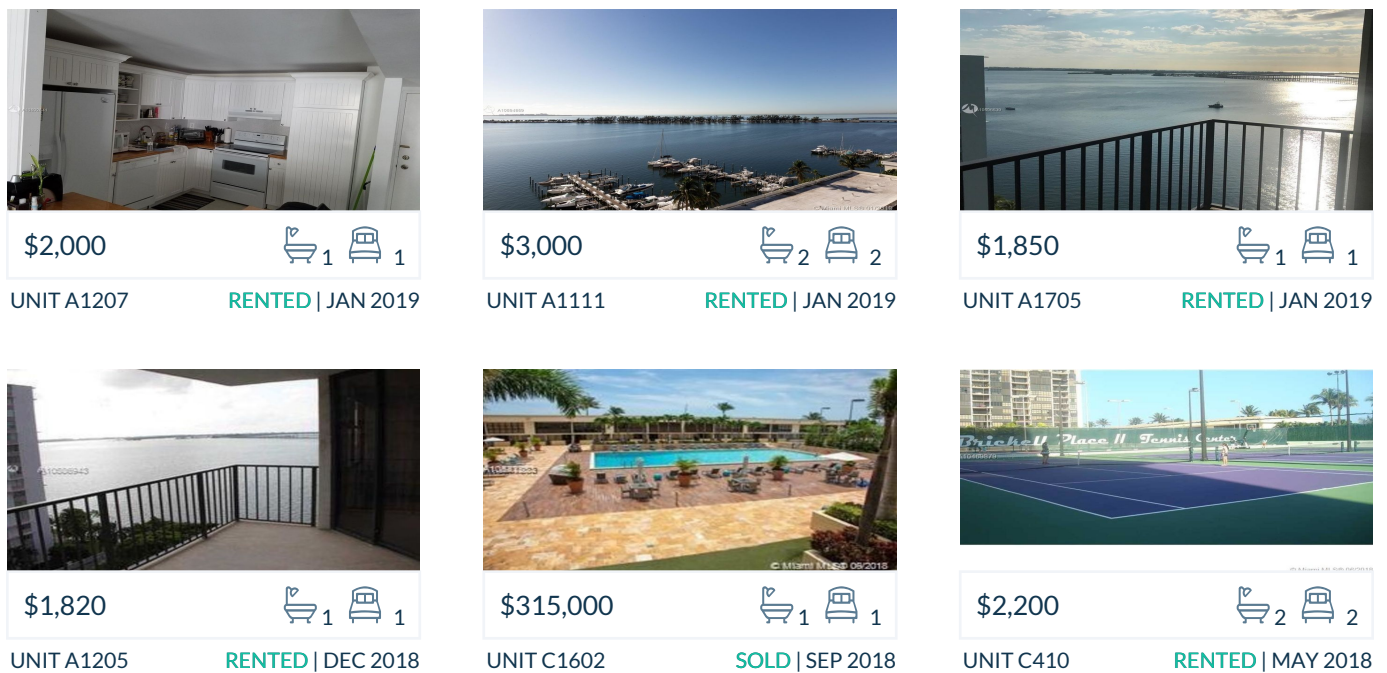
Below the average listing prices of available unit per property type.



Activity

SOLD OR RENTED

Below the latest transactions reported by the local MLS Association for Brickell Place



Sold

LAST 20 PROPERTIES SOLD IN BRICKELL PLACE

Unit	Price	Beds/Baths	\$/Sqft	Sqft	Buying Date	Days on Market
C1602	\$315,000	1/1	\$312.8	1,007	Jan 2019	65
A1005	\$250,000	1/1	\$288.0	868	Nov 2018	64
C 709	\$335,000	1/1	\$333.3	1,005	Aug 2018	112
C1508	\$750,000	3/2	\$353.1	2,124	Jun 2018	93
TH17	\$930,000	3/2	\$506.3	1,837	Apr 2018	37
C913	\$499,000	2/2	\$309.0	1,615	Dec 2017	64
1103	\$279,000	1/1	\$277.6	1,005	Oct 2017	14
CPH-7	\$750,000	3/3	\$366.2	2,048	Aug 2016	338
CPH-1	\$1,250,000	4/3	\$451.3	2,770	Jul 2016	117
C1503	\$299,900	1/1	\$298.4	1,005	Mar 2016	85
A1702	\$369,900	1/2	\$347.7	1,064	Nov 2015	84
A1706	\$285,000	1/1	\$267.9	1,064	Mar 2015	122
B2006	\$360,000	1/1	\$338.3	1,064	Jan 2015	80
A2109	\$989,000	3/3	\$310.1	3,189	Sep 2012	13
A1502	\$198,000	1/1	\$186.1	1,064	Mar 2012	87
B1907	\$180,000	1/1	\$169.2	1,064	Mar 2012	613
1106C	\$252,000	2/2	\$159.2	1,583	Dec 2011	86
1211C	\$227,500	2/2	\$172.9	1,316	Aug 2011	143
B907	\$198,000	1/1	\$186.1	1,064	Aug 2011	43
D1201	\$329,900	2/2	\$210.5	1,567	Jun 2011	72

Rented

LAST 20 PROPERTIES RENTED IN BRICKELL PLACE

Unit	Price	Beds/Baths	\$/Sqft	Sqft	Rented Date	Days on Market
A1207	\$2,000	1/1	\$1.9	1,064	Feb 2019	30
A1111	\$3,000	2/2	\$2.2	1,362	Feb 2019	12
A1205	\$1,820	1/1	\$2.1	868	Feb 2019	29
A1705	\$1,850	1/1	\$2.1	868	Feb 2019	23
C410	\$2,200	2/2	\$1.7	1,316	Dec 2018	199
C1508	\$4,200	3/2	\$2.0	2,124	Oct 2018	76
C-1201	\$2,700	2/2	\$1.7	1,567	Sep 2018	67
1503	\$2,100	1/1	\$2.1	1,005	Jun 2018	11
C910	\$2,500	2/2	\$1.9	1,316	May 2018	146
C1410	\$2,600	2/2	\$2.0	1,316	Apr 2018	90
C410	\$2,550	2/2	\$1.9	1,316	Apr 2018	27
C1612	\$2,500	2/2	\$1.8	1,424	Feb 2018	10
1407C	\$3,995	3/2	\$1.8	2,172	Feb 2018	162
CC8	\$1,200	0/1	\$3.7	322	Dec 2017	43
C1101	\$3,800	2/2	\$2.4	1,567	Nov 2017	99
C811	\$2,650	2/2	\$2.0	1,316	Sep 2017	39
C1205	\$2,250	1/1	\$2.6	873	Sep 2017	55
C809	\$2,250	1/1	\$2.2	1,005	Sep 2017	22
1503	\$2,050	1/1	\$2.0	1,005	Jul 2017	13
CC8	\$1,200	0/1	\$3.7	322	Oct 2016	30

Currently Listed

ACTIVE LISTINGS 1/2

Unit	Price	Beds/Baths	\$/Sqft	Sqft	Listing Date	Owner
BPHI	\$1,550,000	3/3	\$484.4	3200	Sep 2016	DOUGLAS G C...
A1613	\$675,000	2/2	\$460.1	1467	Jul 2017	JOSE M CARB...
TH-2	\$1,500,000	2/2	\$816.5	1837	Mar 2018	RICHARD H C...
B1911	\$520,000	2/2	\$381.8	1362	May 2018	N/A
B 814	\$520,000	2/2	\$313.1	1661	Jun 2018	ANTONIO C A...
B2308	\$529,000	2/2	\$318.5	1661	Aug 2018	ISABEL GUITÉ...
C709	\$335,000	1/1	\$333.3	1005	Aug 2018	CHRISTOPHE...
A1606	\$345,000	1/1	\$324.2	1064	Aug 2018	ELIZABETH S...
THXII	\$1,600,000	2/2	\$870.0	1839	Sep 2018	N/A
B511	\$374,000	2/2	\$274.6	1362	Sep 2018	N/A
A205	\$500,000	1/1	\$1,295.3	386	Oct 2018	N/A
N/A	\$120,000	0/0	N/A	N/A	Oct 2018	N/A
A1614	\$515,000	2/2	\$298.9	1723	Nov 2018	N/A
A1001	\$490,000	2/2	\$295.0	1661	Nov 2018	N/A
THI	\$1,550,000	2/2	\$730.1	2123	Dec 2018	N/A
THXI	\$3,800/mth	2/2	\$2.1	1837	Dec 2018	N/A
A607	\$269,000	1/1	\$252.8	1064	Dec 2018	N/A
A1507	\$1,850/mth	1/1	\$1.7	1064	Jan 2019	N/A
A907	\$1,825/mth	1/1	\$1.7	1064	Jan 2019	N/A
THXII	\$4,700/mth	2/2	\$2.6	1839	Jan 2019	N/A

Currently Listed

ACTIVE LISTINGS 2/2

Unit	Price	Beds/Baths	\$/Sqft	Sqft	Listing Date	Owner
C510	\$499,999	2/2	\$379.9	1316	Jan 2019	N/A
A1911	\$460,000	2/2	\$337.7	1362	Feb 2019	N/A
A2001	\$575,000	2/2	\$346.2	1661	Feb 2019	N/A
A-PHX	\$999,000	3/3	\$367.1	2721	Mar 2019	N/A
B1803	\$329,000	1/1	\$309.2	1064	Mar 2019	N/A
A205	\$1,750/mth	0/1	\$4.5	386	Mar 2019	N/A
B1514	\$575,000	2/2	\$333.7	1723	Mar 2019	N/A
A603	\$1,750/mth	1/1	\$1.6	1065	Mar 2019	N/A
A1210	\$2,250/mth	1/1	\$2.1	1056	Mar 2019	N/A
A601	\$3,200/mth	2/2	\$1.9	1661	Mar 2019	N/A
A1411	\$3,200/mth	2/2	\$2.3	1362	Mar 2019	N/A
A1101	\$2,700/mth	0/0	\$1.6	1661	Mar 2019	N/A
B806	\$319,900	1/1	\$300.7	1064	Apr 2019	N/A
B901	\$3,600/mth	2/2	\$2.2	1661	Apr 2019	N/A
B2110	\$327,000	1/1	\$309.7	1056	Apr 2019	N/A
1402	\$1,950/mth	1/1	\$1.9	1007	Feb 2019	N/A